

MATH 110 Mathematical Patterns Activity III

Asymmetric design



Design 9

Describe how these patterns are formed:



Design 10



Design 11



Design 12




How are Designs 9, 10, 11 and 12 similar? How are they different?


Create your own asymmetric unit and use the same operations that formed these designs.

Design 13


Describe how these designs are formed:



Design 14



Design 15



How are Designs 13, 14 and 15 similar? How are they different?

How are Designs 9 – 12 related to Designs 13 – 15?

Create your own asymmetric unit and use the same operations that formed designs 13, 14 and 15.